

Effect of nitrogen fertilization on the growth of five perennial pastures in Ecuador

Brenda Pamela Benalcázar-Carranza <https://orcid.org/0000-0001-7504-5498>, Vanessa Carolina López-Caiza <https://orcid.org/0000-0002-0594-2094>, Francisco Adolfo Gutiérrez-León <https://orcid.org/0000-0002-9749-3467>, Soraya Alvarado-Ochoa <https://orcid.org/0000-0003-4710-8281> and Arnulfo Rigoberto Portilla-Narváez <https://orcid.org/0000-0001-8665-1848>

Universidad Central del Ecuador, Avenida Universitaria. Quito 170129, Ecuador. E-mail: fgutierrez@uce.edu.ec

Abstract

Objective: To evaluate the effect of nitrogen fertilization on the growth and crude protein content of five perennial pastures of Ecuador.

Materials and Methods: To evaluate the effect of nitrogen fertilization on the growth and crude protein content of the species *Lolium perenne* L. var. Alto, *Lolium perenne* x *Lolium multiflorum* var. Shogun, *Festuca arundinacea* Schreb var. Alta Barolex, *Dactylis glomerata* L. var. Quick Draw and *Festuca arundinacea* x *Lolium multiflorum* var. Premium, six progressive doses of nitrogen were applied (0, 70, 140, 210, 280 and 350 kg N ha⁻¹ year⁻¹). A split-plot design was used, where the species was placed in the large plot, and the nitrogen doses, in the small ones, with three repetitions. The variables biomass production, crude protein and normalized differential vegetation index, were evaluated. The data were analyzed through the statistical program INFOSTAT®.

Results: The biomass production indicated statistically significant differences ($p < 0,05$) for the studied factors species and nitrogen doses, but not for the interaction of such factors. *D. glomerata* and *F. arundinacea* showed the lowest biomass production values (2 457 and 2 490 kg DM ha⁻¹), compared with *L. perenne*, which had a moderate yield. *F. arundinacea* x *L. multiflorum* and *L. perenne* x *L. multiflorum* reached the highest biomass values (3 407 and 3 364 kg DM ha⁻¹). The crude protein content also increased with the nitrogen doses. In turn, the normalized differential vegetation index increased, also according to a quadratic model, with a different response among species.

Conclusions: All the species responded positively to the nitrogen application doses. It was determined that there is increase in the biomass production, crude protein content and normalized differential vegetation index.

Keywords: production, animal husbandry, vegetation indexes

Introduction

Animal husbandry represents 40 % of the agricultural gross domestic product (GDP) worldwide. This activity generates jobs for three thousand million people and is the main subsistence means for one thousand million throughout the world. Animal husbandry products provide one third of the world protein consumption (Steinfeld *et al.*, 2009).

According to FAO (2019), population growth, increase of richness and urbanization have raised the demand for animal husbandry products, particularly in developing countries. It is foreseen that, to feed a population that is estimated to reach 9 600 million people in 2050, the world demand will increase by 70 %.

In the world, the animal husbandry sector uses the largest surface of agricultural lands in grazing and forage crops. This sector also plays an important role in climate change, land, water and biodiversity management. Currently, pressure is exerted for animal production systems to develop

technologies that allow them to be sustainable. In order to reach this objective, such aspects as animal health and welfare, responsible utilization of animal genetic resources, sustainable animal nutrition and feeding, must be considered (FAO, 2018).

The efficient use of natural resources in animal husbandry should be focused on three areas: efficiency practices, pastureland management and manure management (Gerber *et al.*, 2013). One management strategy in pastures is the use of fertilizers to enhance their production, and in it efficiency practices should be implemented. According to García (2017), at world level, from 30 to 50 % of the crop yield is ascribed to the nutrients provided by fertilizers, nitrogen (N) being the most widely used, followed by phosphorus (P) and potassium (K).

N is the element that limits yields the most in any productive system, and its consideration becomes more important, as the production is more intensive (Alesandri & Alesandri, 2009). The contributions of N to the crops should be made looking

Received: October 28, 2020
Accepted: March 03, 2021

How to cite a paper: Benalcázar-Carranza, Brenda Pamela; López-Fiallos, Vanessa Fernando; Gutiérrez-León, Francisco Adolfo; Alvarado-Ochoa, Soraya & Portilla-Narváez, Arnulfo Rigoberto. Effect of nitrogen fertilization on the growth of five perennial pastures in Ecuador. *Pastos y Forrajes*. 44:e105, 2021.

This is an open access article distributed in Attribution NonCommercial 4.0 International (CC BY-NC4.0) <https://creativecommons.org/licenses/by-nc/4.0/>. The use, distribution or reproduction is allowed citing the original source and authors.

for economically and environmentally sustainable production (IDEA, 2007).

According to Santillano-Cázares *et al.* (2013), one of the reasons that can affect the cost effectiveness of agricultural productions lies on the fact that farmers could be using more nitrogen fertilizers than necessary.

The use of N and P as fertilizers is a widely spread practice, but their inadequate use can cause contamination of water bodies, and enhance algae growth in detriment of fish and native wild fauna (Alfaro & Salazar, 2005).

The excessive use of N in pastures can cause intoxications in the animals that consume this feed source, because it increases the concentration of nitrates, extremely toxic metabolite that reacts at blood level (Fulkerson *et al.*, 2010).

From these antecedents, the objective of this research was to evaluate the effect of nitrogen fertilization on the growth and crude protein content of perennial pastures in Ecuador.

Materials and Methods

Location. The study was conducted at the Experimental Teaching Academic Center La Tola (CADET, for its initials in Spanish) of the School of Agricultural Sciences (FCAg) of the Central University of Ecuador (UCE). The campus is in the Tumbaco parish, Quito canton, Pichincha province. This facility is located at 2 465 m.a.s.l., latitude 00° 14' 46"S, longitude 78° 22' 00" W

Climate characteristics. The study site has average rainfall of 952 mm, and temperature of 16,4 °C (Date, 2019).

Soil conditions. In the soil analysis of the research area it was determined that N is found in low levels; while P and K appear in high levels. The soil is Molisol, of limey-clayey texture.

Experimental design and treatment. A split-plot design was used, with three blocks and 30 treatments, for a total of 90 experimental units. The large plot was the grass species, and the small one, the N dose. Five types of perennial grass species used as pastures were selected: diploid ryegrass (*Lolium perenne* L. var. Alto), tetraploid ryegrass (*Lolium perenne* x *Lolium multiflorum* var. Shogum), tall fescue (*Festuca arundinacea* Schreb var. Alta Barolex), cock's foot (*Dactylis glomerata* L. var. Quick Draw) and festulolium (*Festuca arundinacea* x *Lolium multiflorum* var. Premium) and six nitrogen doses were evaluated.

Experimental procedure. In the experiment six N doses were analyzed, and complementary quantities of P, K, magnesium (Mg) and sulfur (S) were supplied (table 1). The utilized sources were ammonium nitrate, triple superphosphate, muriate of potash, ammonium sulfate and magnesium oxide. The N doses were fragmented into eight equal applications, which were performed seven days after each cutting. The other nutrients were applied at planting.

As nutrient sources, ammonium nitrate, triple superphosphate, muriate of potash, ammonium sulfate and magnesium oxide, were used.

The species were established in 7,5-m² plots (3 x 2,5 m) in 50 days. Thirty-three kilograms of seed were sown per hectare, in rows separated at 10 cm. At 15 days a germination control was done and re-sowing was carried out.

Four cuttings were evaluated, with interval of 28 days between cuttings. Physiologically, and under the agroclimatic conditions of this experiment, it is in this time that the pasture reaches its maximum growth point, without starting the senescence of its leaves. The plots were managed at field capacity, with a spraying irrigation system. The research

Table 1. N doses and complementary quantities of P, K, Mg and S used in the experiment.

N	P ₂ O ₅	K ₂ O	MgO	SO ₄
kg ha ⁻¹ año ⁻¹				
0	100	100	60	60
70	100	100	60	60
140	100	100	60	60
210	100	100	60	60
280	100	100	60	60
350	100	100	60	60

As nutrient sources, ammonium nitrate, triple superphosphate, muriate of potash, ammonium sulfate and magnesium oxide, were used.

was conducted in the summer, between June and September.

The variables biomass production, crude protein (CP) and normalized differential vegetation index (NDVI) were evaluated. The biomass production was determined by the quadrant method, with sizes of 0,3 x 0,3 m and random sampling in the plots. When making a low cutting, all the green matter on this surface was collected and weighed to take a subsample later and dry it in a stove during 24 hours, at 70 °C (Mejía-Taborda *et al.*, 2014). Finally, the dry matter (DM) content was determined and the total production per hectare, expressed in kg DM ha⁻¹, was calculated (AOAC, 2019).

The protein analysis was carried out at leaf level, from a DM sample obtained from the ground DM sieved in a 750-micra mesh, by the semimicro-Kjeldahl method, according to the official procedure of reference AOAC 2001.11. The result was expressed in percentage (UNAM, 2019).

To determine the NDVI the GreenSeeker equipment was used, which through an optical sensor measures the intensity of green color and plant size. These data were used in an algorithm and a value between 0 and 1 was determined (Trimble, 2019).

Statistical analysis. Variance analysis was carried out, after testing the variance and normality homogenization assumptions. The Shapiro-Wilks test, modified to determine normality, and Levene's test of variance homoscedasticity, were used. Tukey's test was applied for separating the means of the variables that indicated statistical significance ($p < 0,05$). Finally, through comparisons and orthogonal polynomials it was determined whether the associated data in each variable had a lineal, quadratic or cubic component. The equations were corroborated with the determination coefficient, adjusted determination coefficient and standard error. The program INFOSTAT® was used.

Results and Discussion

The biomass production indicated statistically significant differences ($p < 0,05$) for the studied factors species and N doses, but not for the interaction of such factors. All the species showed a positive response, with quadratic trend to increasing nitrogen doses. *D. glomerata* and *F. arundinacea* showed the lowest biomass production values, compared with *L. perenne*, which had moderate yield. *F. arundinacea* x *L. multiflorum* and *L. perenne* x *L. multiflorum* reached the highest biomass values

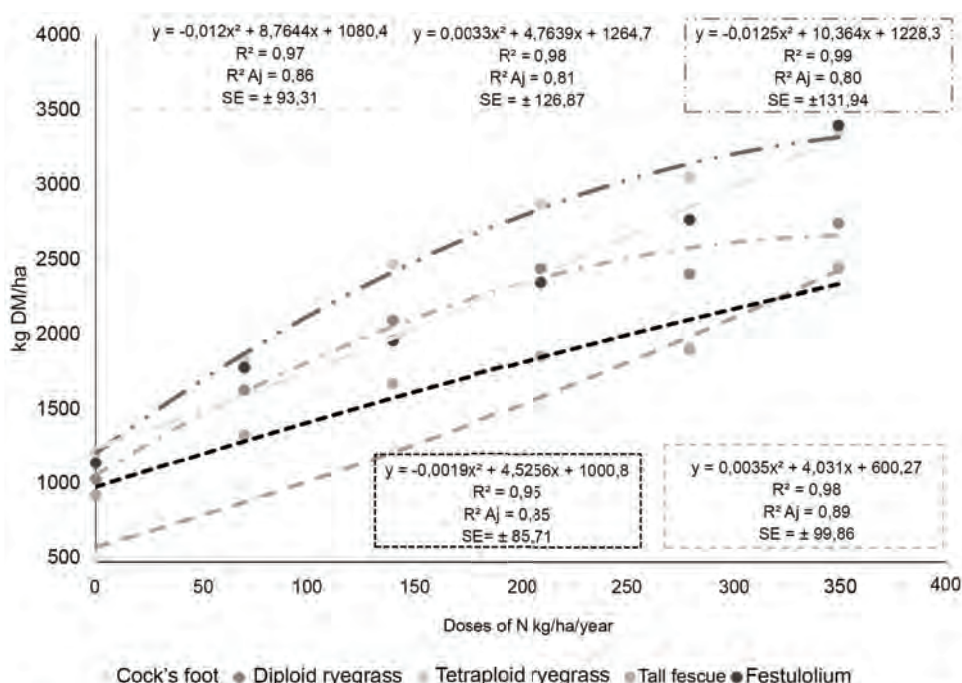


Figure 1. Biomass production, expressed in kg DM/ha, in five pasture species fertilized with different doses of nitrogen.

D. glomerata (cock's foot), *L. perenne* (diploid ryegrass), *L. perenne* x *L. multiflorum* (tetraploid ryegrass), *F. arundinacea* (tall fescue), *F. arundinacea* x *L. multiflorum* (festulolium)

Table 2. Biomass production in five pasture species fertilized with different nitrogen doses (kg DM ha⁻¹).

Species	0	70	140	210	280	350
<i>F. arundinacea</i> x <i>L. multiflorum</i> (festulolium)	1 164a	1 800a	2 488a	2 885a	3 065a	3 407a
<i>L. perenne</i> x <i>L. multiflorum</i> (tetraploid ryegrass)	1 233a	1 853a	2 113ab	2 453ab	2 779a	3 364a
<i>L. perenne</i>	1 052a	1 651a	1 979ab	2 361ab	2 418ab	2 754ab
<i>F. arundinacea</i>	946ab	1 350ab	1 693bc	1 875bc	1 951b	2 490b
<i>D. glomerata</i>	535b	1 003b	1 265c	1 537c	1 919b	2457b
P - value	0,035	0,032	0,031	0,032	0,032	0,032
SE ±	96,77	75,68	93,72	103,88	105,91	111,02

Different letters in the same column differ for $p < 0,05$ according to Tukey

(fig. 1 and table 2). The low yields of *D. glomerata* and *F. arundinacea* are explained by the little adaptation of these species to the edaphoclimatic conditions of the zone, and also by the repeated presence of rust, which did not occur with the other evaluated species.

The results agree with the report by Villalobos (2016), who refers that N is the most important nutrient in pasture production, and that the fertilization doses used should optimize the production of biomass of high nutritional value with low cost. In this regard, Campillo *et al.* (2007) indicate that N is used to enhance grass productions. These authors reported significant effects of the nitrogen dose on the productivity and harvest of such grasses as *Triticum aestivum* L.

Méndez *et al.* (2016) found that the nitrogen fertilization increased the production of *F. arundinacea*, from 5 500 to 8 900 kg DM/ha, with N doses of 0 and 350 kg N/ha. These doses allowed to change the distribution of forage in the seasons, which is important in grazing systems.

Duran *et al.* (2016) stated that nitrogen fertilization could improve the plant productivity, but it should be managed carefully to prevent environmental damage. In this sense, Suter *et al.* (2015) reported about the current challenges for the world food security, which require sustainable intensification of agriculture through initiatives that include a more efficient use of N and the reduction of its losses to the environment. Rechiñean *et al.* (2018) propose that the response of grasses can be optimized, if they are sown in a mixture with legumes like clover (*Trifolium* sp.).

The CP content at leaf level showed significant differences ($p < 0,05$) among treatments for the two studied factors, but not for their interaction. There was positive response to the N doses with a lineal

trend. Regarding the factor species, the CP content was lower for cock's foot, and the highest one was reached by festulolium. Meanwhile, *F. arundinacea*, *L. perenne* and *L. perenne* x *L. multiflorum* had moderate values (figure 2 and table 3).

The results of this research indicated crude protein contents that did not reach 23,0 %, for each of the studied species, even with the highest dose of nitrogen fertilization. In this regard, Fulkerson *et al.* (2010) reported that normally protein is adequate in pastures, if they are fertilized with N. However, once the protein content exceeds 23 %, nitrates start to accumulate, and this could cause rejection and intake decrease, as well as reduction in the rumen efficiency, which should not occur under the conditions of this experiment.

Cerdas-Ramírez (2018) found that, by increasing the N doses, the CP concentration increases, but the obtained response was not lineal. He only achieved that until 200 kg of N, higher doses did not increase the CP concentration. Velazco *et al.* (2019) stated that the protein content has a lineal performance with the applications of nitrogen fertilizer. Soto *et al.* (2004) established that protein is increased by 32 %, when the N doses increase from 200 to 400 kg N ha⁻¹.

Pautasso *et al.* (2020) refer that, although the utilization of fertilizers is an acknowledged technology, it is not correctly applied, and that the response of a crop varies under different agroclimatic conditions. Newell and Hayes (2018) found that the hybrid varieties of wheat have higher protein concentration at the same dose of fertilizer. One way to increase the CP content in the pastures, without demanding high quantities of fertilizers, is the incorporation of legumes in the pastures (Bozhanska and Churkova, 2020).

The NDVI indicated that there are statistically significant differences ($p < 0,05$) for species and

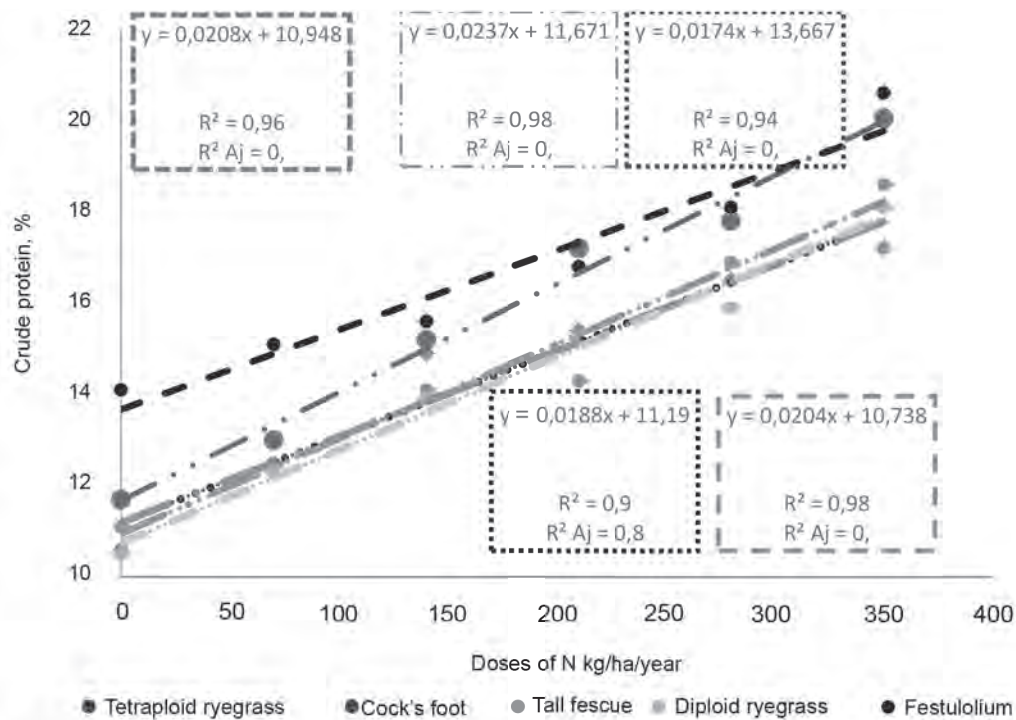


Figure 2. Crude protein content in five species of fertilized pastures with different nitrogen doses.

D. glomerata (cock's foot), *L. perenne* (diploid ryegrass), *L. perenne* x *L. multiflorum* (tetraploid ryegrass), *F. arundinacea* (tall fescue), *F. arundinacea* x *L. multiflorum* (festulolium)

Table 3. Crude protein content in five pasture species, fertilized with different nitrogen doses.

Species	Crude protein, %					
	0	70	140	210	280	350
<i>F. arundinacea</i> x <i>L. multiflorum</i> (festulolium)	11,4a	15,1a	15,6a	16,8a	18,1a	20,6a
<i>L. perenne</i> x <i>L. multiflorum</i> (tetraploid ryegrass)	9,6ab	13ab	15,2ab	17,2a	17,8a	20ab
<i>L. perenne</i>	9,6ab	12,5ab	13,9ab	15,2ab	15,9ab	18,1ab
<i>F. arundinacea</i>	9,6ab	12,3ab	14,1ab	14,3ab	16,5ab	18,6ab
<i>D. glomerata</i>	7,7b	9,7a	11,58b	15,4ab	16,9ab	17,2b
P - value	0,032	0,032	0,031	0,032	0,032	0,031
SE ±	0,41	0,44	0,27	0,43	0,39	0,4

Different letters in the same column differ for $p < 0,05$ according to Tukey

N doses. All the species showed positive response to the N doses. Their changes in growth, determined through the NDVI, responded to a quadratic model. The species *F. arundinacea* x *L. multiflorum*, *L. perenne* x *L. multiflorum* and *L. perenne* had higher values of NDVI, when fertilized with 280 and 350 kg of N, with regards to *F. arundinacea* and *D. glomerata*, which showed the lowest ones (fig. 3 and table 4).

The use of NDVI and the color indexes (spectral images) to determine changes in plant color and

morphology have been tested by Filippa *et al.* (2018). Also Yao *et al.* (2014) concluded that NDVI can be used to estimate the nutritional status of a crop in a non-destructive way.

In studies conducted to establish the factors that control the photosynthetic efficiency of the plant, Ma *et al.* (2017) determined that the temperature, humidity and soil nutrients, mainly nitrogen, are the most important factors that determine photosynthetic efficiency, for which NDVI has been used as a tool to

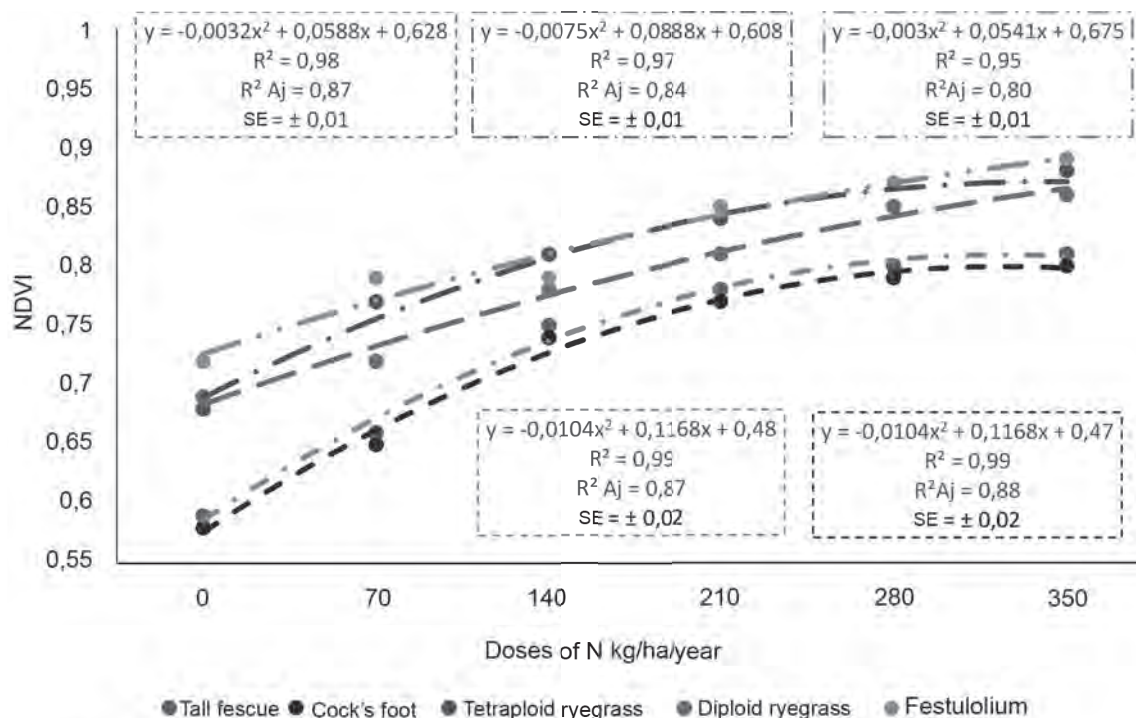


Figure 3. Normalized differentiated vegetation index in five pasture species fertilized with different nitrogen doses.

D. glomerata (cock's foot), *L. perenne* (diploid ryegrass), *L. perenne* x *L. multiflorum* (tetraploid ryegrass), *F. arundinacea* (tall fescue), *F. arundinacea* x *L. multiflorum* (festulolium)

Table 4. Normalized differentiated vegetation index (NDVI) in five pasture species fertilized with different nitrogen doses.

Species	NDVI					
	0	70	140	210	280	350
<i>F. arundinacea</i> x <i>L. multiflorum</i> (festulolium)	0,72a	0,79a	0,79a	0,85a	0,87a	0,89a
<i>L. perenne</i> x <i>L. multiflorum</i> (tetraploid ryegrass)	0,69ab	0,77a	0,81a	0,84a	0,85a	0,88a
<i>L. perenne</i>	0,68ab	0,72ab	0,78ab	0,81ab	0,85a	0,86a
<i>F. arundinacea</i>	0,58b	0,65b	0,74b	0,77b	0,79b	0,8b
<i>D. glomerata</i>	0,58b	0,65b	0,74b	0,77b	0,79b	0,8b
P - value	0,032	0,031	0,032	0,035	0,032	0,031
SE ±	0,02	0,01	0,01	0,02	0,01	0,01

Different letters in the same column differ for $p < 0,05$ according to Tukey

improve the application and efficiency of nitrogen fertilizers (Lapidus *et al.*, 2017; Umesh *et al.*, 2018). In turn, Chim *et al.* (2017) determined that the NDVI allows to establish the potential response of N in the crops, which is corroborated in the results of this study.

Rahetlah *et al.* (2014) and Karlsen *et al.* (2018) concluded that the biomass of pasturelands can be

estimated from the NDVI. These authors referred their correlation is variable (between 0,6 and 0,8) and depends on the method that is used and on the species that is to be measured, which coincides with the data obtained in this research.

Vleugels *et al.* (2017) determined that the highest levels of NDVI (0,86) in ryegrass pasture for seed production were reached with 140 kg N ha⁻¹. Higher

doses of N did not increase significantly the NDVI levels or seed production. However, (Fagundes *et al.*, 1999) concluded that different cultivars show different light use efficiency, leaf areas, and, thus, different growth and forage productions.

Conclusions

All the species responded positively to the N application doses. There was increase in the biomass production, protein content and NDVI. Nevertheless, there were differences among species. *F. arundinacea* x *L. multiflorum* and *L. perenne* x *L. multiflorum* had better results, *L. perenne* reached moderate values; while *F. arundinacea* and *D. glomerata* achieved low performance, which is related to the fact that they did not adapt to the agroclimatic conditions of the essay.

Acknowledgements

The authors thank the Central University of Ecuador and the School of Agricultural Sciences for funding this research, as well as the Pastures and Forages students, years 2017 and 2018, who collaborated with the plot sowing, management and irrigation.

Authors' contribution

- Francisco Adolfo Gutiérrez-León. Writing of the scientific paper and research project, management of the funds, sample analysis, tabulation and statistical analysis.
- Brenda Pamela Benalcázar-Carranza. Evaluation of the varieties of *L. perenne*; *Lolium perenne* x *Lolium multiflorum* var. Shogum and *F. arundinacea*.
- Vanessa Fernanda López-Fiallos. Evaluation of *D. glomerata* and *F. arundinacea* x *L. multiflorum* var. Premium.
- Soraya Alvarado-Ochoa. Writing of the project and revision of the database.
- Arnulfo Rigoberto Portilla-Narváez. Sample drying and laboratory analyses.

Bibliographic references

- Alesandri, D. & Alesandri, G. Seminario sobre fertilización nitrogenada en pasturas. Uruguay: Universidad de la República, 2009.
- Alfaro, M. & Salazar, F. Ganadería y contaminación difusa, implicancias para el sur de Chile. *Agric. Téc.*, Chile. 65 (3):330-340. https://scielo.conicyt.cl/scielo.php?pid=S0365-28072005000300012&script=sci_arttext, 2005.
- AOAC. *Moisture in animal feed. AOAC Official Method 934.01*. Arlington, USA: AOAC International. <https://www.grains.k-state.edu/extension/doc/procedures/animal-feed-moisture-procedures.pdf>, 2019.

- Bozhanska, Tatyana & Churkova, Boryana. Correlation and regression relationships between quantitative and qualitative indicators of perennial grass and legume mixtures. *Bulg. J. Agric. Sci.* 26 (3):567-573, 2020.
- Campillo, R.; Jobet, C. & Undurraga, P. Optimización de la fertilización nitrogenada para trigo de alto potencial de rendimiento en Molisoles de la región de la Araucanía. *Agric. Téc., Chile.* 67 (3):281-291, 2007. DOI: <http://dx.doi.org/10.4067/S0365-28072007000300007>.
- Cerdas-Ramírez, R. Extracción de nutrientes y productividad del botón de oro (*Tithonia diversifolia*) con varias dosis de fertilización nitrogenada. *InterSedes.* 19 (39):172-187, 2018. DOI: <http://dx.doi.org/10.15517/isucr.v19i39.34076>.
- Chim, B. K.; Davis, P.; Black, T. & Thomason, W. In-season decision support tools for estimating sidedress nitrogen rates for corn in the Mid-Atlantic Coastal Plain. *J. Plant Nutr.* 100 (3):2818-2828, 2017. DOI: <https://doi.org/10.1080/01904167.2017.1382531>.
- Climate-Data.Org. *Clima. Tumbaco, cantón Quito, provincia de Pichincha*. Oedheim, Alemania: Climate-date. org. <https://es.climate-data.org/america-del-sur/ecuador/provincia-de-pichincha/tumbaco-34393/>, 2019.
- Duran, Brianna E. L.; Duncan, D. S.; Oates, L. G.; Kucharik, C. J. & Jackson, R. D. Nitrogen fertilization effects on productivity and nitrogen loss in three grass-based perennial bioenergy cropping systems. *PLoS One.* 11 (3):e0151919, 2016. DOI: <https://doi.org/10.1371/journal.pone.0151919>.
- Fagundes, J. L.; Silva, Sila C. da; Pedreira, C. G. S.; Sbrissia, A. F.; Carnevali, Roberta A.; Catvalho, C. A. B. *et al.* Índice de área foliar, interceptação luminosa e acúmulo de forragem em pastagens de *Cynodon* spp. sob diferentes intensidades de pastejo. *Scientia Agricola.* 56 (4):1141-1150. https://www.researchgate.net/profile/Andre_Sbrissia/publication/26365229_Indice_de_area_foliar_interceptacao_luminosa_e_acumulo_de_forragem_em_pastagens_de_Cynodon_spp_sob_diferentes_intensidades_de_pastejo/links/0c960531b6aca21dd2000000.pdf, 1999.
- FAO. *La ganadería y el medio ambiente*. Roma: FAO. <http://www.fao.org/livestock-environment/es/>, 2019.
- FAO. *Producción animal*. Roma: FAO. <http://www.fao.org/animal-production/es/>, 2018.
- Filippa, G.; Cremonese, E.; Migliavacca, M.; Galvagno, Marta; Sonnentag, O.; Humphreys, E. *et al.* NVDI derived from near-infrared-enabled digital cameras. Applicability across different plant functional types. *Agr. Forest Meteorol.* 249:275-285, 2018. DOI: <https://doi.org/10.1016/j.agromet.2017.11.003>.
- Fulkerson, B.; Griffiths, N.; Sinclair, Katrina & Beale, P. *Milk production from kikuyu grass based pastures*.

- Prime Fact 1068. P. 1-13. https://www.dpi.nsw.gov.au/_data/assets/pdf_file/0012/359949/Milk-production-from-kikuyu-grass-based-pastures.pdf, 2010a
- García, F. O. Manejo sostenible de nutrientes en los sistemas agrarios para el incremento de la producción atendiendo la temática ambiental. *IV Congreso Paraguayo de Ciencias Agrarias*. Paraguay: Facultad de Ciencias Agrarias, Universidad Nacional de Asunción. p. 1-44. [http://lacs.ipni.net/ipniweb/region/lacs.nsf/0/9972F6D0989E3DDA-84258108000FCD46/\\$FILE/FGarcia%20-%20Conferencia%20IVCNCA_2017.pdf](http://lacs.ipni.net/ipniweb/region/lacs.nsf/0/9972F6D0989E3DDA-84258108000FCD46/$FILE/FGarcia%20-%20Conferencia%20IVCNCA_2017.pdf), 2017.
- Gerber, P.; Steinfeld, H.; Henderson, B.; Mottet, A.; Opio, C.; Dijkman, J. *et al.* *Tackling climate change through livestock: a global assessment of emissions and mitigation opportunities*. Rome: FAO. <http://www.fao.org/3/a-i3437e.pdf>, 2013.
- IDAE. *Ahorro. Eficiencia energética y fertilización nitrogenada*. España: IDAE. http://www.idae.es/uploads/documentos/documentos_10418_Fertilizacion_nitrogenada_07_e65c2f47.pdf, 2007.
- Karlsen, S. R.; Anderson, H.; Van-der-Wal, R. & Hansen, B. A new NVDI measure that overcomes data sparsity in cloud-covered regions predicts annual variation in ground-based estimates of high arctic plant productivity. *Environ. Res. Lett.* 13 (2):025011. <https://iopscience.iop.org/article/10.1088/1748-9326/aa9f75/meta>, 2018.
- Lapidus, D.; Latané, Annah; Ortiz-Monasterio, I.; Beach, R. & Cárdenas-Castañeda, María E. *The greenseeker handheld: a research brief on farmer technology adoption and disadoption*. Publication No. RB-0014-1705. North Caroline, USA: RTI Press, 2017. DOI: <https://doi.org/10.3768/rtipress.2017.rb.0014.1705>.
- Ma, S.; Osuna, Jessica L.; Verfaillie, J. & Baldocchi, D. D. Photosynthetic responses to temperature across leaf-canopy-ecosystem scales: a 15-year study in a Californian oak-grass savanna. *Photosynth. Res.* 132 (3):277-291, 2017. DOI: <https://doi.org/10.1007/s11120-017-0388-5>.
- Mejía-Taborda, Ana C.; Ochoa-Ochoa, R. & Medina-Sierra, Marisol. Efecto de diferentes dosis de fertilizante compuesto en la calidad del pasto kikuyo (*Pennisetum clandestinum* Hochst. Ex Chiov.). *Pastos y Forrajes*. 37 (1):31-37. http://scielo.sld.cu/scielo.php?script=sci_arttext&pid=S0864-03942014000100004, 2014.
- Méndez, D. G.; Barraco, Miriam R. & Berone, G. D. Fertilización nitrogenada de pasturas de festuca y agropiro. En: *Memoria técnica 2015-2016/EEA General Villegas*. Argentina: INTA, EEA General Villegas. p. 67-68, 2016.
- Newell, M. T. & Hayes, R. C. An initial investigation of forage production and feed quality of perennial wheat derivatives. *Crop and Pasture Science*. 68 (12):1141-1148, 2018. DOI: <https://doi.org/10.1071/CP16405>.
- Pautasso, J. M.; Quinodó, J. E.; Lezana, Lucrecia; Isaurralde, R.; Peltzer, Y.; Giordano, M. *et al.* Respuesta a la fertilización nitrogenada de avena y raigrás. *XVII Congreso Argentino de la Ciencia del Suelo*. Corrientes, Argentina: Asociación Argentina de Ciencia del Suelo. <https://repositorio.inta.gob.ar/handle/20.500.12123/7812>, 2020.
- Rahetlah, V. B.; Salgado, P.; Andrianarisoa, B.; Tiliard, E.; Razafindrazaka, H.; Le Mézo, L. *et al.* Relationship between normalized difference vegetation index (NDVI) and forage biomass yield in the Vakinankaratra region, Madagascar. *LRRD*. 26 (5). <http://www.lrrd.org/lrrd26/5/rahe26095.html>, 2014.
- Rechișean, D.; Dragoș, M.; Dragomir, N.; Horablagă, M.; Sauer, M.; Camen, D. *et al.* Associated culture of Italian ryegrass (*Lolium multiflorum*) and crimson clover (*Trifolium incarnatum*) under nitrogen fertilization. *Animal Science & Biotechnologies/Lucrari Stiintifice: Zootehnie si Biotehnologii*. <http://web.b.ebscohost.com/ehost/pdfviewer/pdfviewer?vid=1&sid=1fb-0fae3-eccc8-4857-8ffa-f58e26f9ae2e%40sessionmgr120>, 2018.
- Santillano-Cázares, J.; López-López, Á.; Ortiz-Monasterio, I. & Raun, W. R. Uso de sensores ópticos para la fertilización de trigo (*Triticum aestivum* L.). *Terra Latinoamericana*. 31 (2):95-103. http://www.scielo.org.mx/scielo.php?script=sci_abstract&pid=S0187-57792013000300095&lng=es&nrm=iso&tlng=es, 2013.
- Soto, P.; Jahn, E. & Arredondo, Susana. Mejoramiento del porcentaje de proteína en maíz para ensilaje con el aumento y parcialización de la fertilización nitrogenada. *Agric. Téc., Chile*. 64 (2):156-162, 2004. DOI: <https://dx.doi.org/10.4067/S0365-28072004000200004>.
- Steinfeld, H.; Gerber, P.; Wassenaar, T.; Castel, V.; Rosales, M. & De Haan, C. *La larga sombra del ganado: Problemas ambientales y opciones*. Roma: FAO. <http://www.fao.org/3/a-a0701s.pdf>, 2009.
- Suter, M.; Connolly, J.; Finn, J. A.; Loges, R.; Kirwan, Laura; Sebastià, María T. *et al.* Nitrogen yield advantage from grass-legume mixtures is robust over a wide range of legume proportions and environmental conditions. *Glob. Change Biol.* 21 (6):2424-2438, 2015. DOI: <https://doi.org/10.1111/gcb.12880>.
- Trimble Inc. *Trimble GreenSeeker handheld crop sensor, flow and application control*. Sunnyvale, USA. https://www.trimble.com/Agriculture/gsh-handheld.aspx?tab=Product_Overview, 2019.

- Umesh, M. R.; Swamy, T. S. M.; Ananda, N.; Shanwad, U. K.; Chittapur, B. M.; Desai, B. K. *et al.* Nitrogen application based on decision support tools to enhance productivity, nutrient-use efficiency and quality of sweet corn (*Zea mays*). *Indian J. Agron.* 63 (3):331-336. <http://www.indianjournals.com/ijor.aspx?target=ijor:ija&volume=63&issue=3&article=012>, 2018.
- UNAM. *Laboratorio de alimentos I. Procedimientos*. México: UNAM. http://depa.fquim.unam.mx/amyd/archivero/PROCEDIMIENTOS13-I_20566.pdf, 2019.
- Velazco, L.; Sabando, M. & Delgado, M. Fertilización nitrogenada y frecuencia de corte sobre producción forrajera del pasto estrella (*Cynodon nlemfuensis*, K. Schum) en época seca. *Rev. Ecuat. Cienc. Anim.* 2 (3):7-15. <http://www.revistaecuatorialnadedicienciaanimal.com>, 2019.
- Villalobos, L. Respuesta del pasto alpiste (*Phalaris arundinacea* L.) a la fertilización nitrogenada en Costa Rica. *Agron. Costarricense.* 40 (2):63-75, 2016. DOI: <https://doi.org/10.15517/rac40i2.27386>.
- Vleugels, T.; Rijckaert, G. & Gislum, R. Seed yield response to N fertilization and potential of proximal sensing in Italian ryegrass seed crops. *Investigación de cultivos de campo.* 211:37-47, 2017. DOI: <https://doi.org/10.1016/j.fcr.2017.06.018>.
- Yao, Y.; Miao, Y.; Cao, Q.; Wang, H.; Gnyp, M. L.; Bareth, G. *et al.* In-season estimation of rice nitrogen status with an active crop canopy sensor. *IEEE J. Sel. Top. Appl. Earth Obs. Rem. Sen.* 7 (11):4403-4413, 2014. DOI: <https://doi.org/10.1109/JSTARS.2014.2322659>.